

LED Tunable Wrap-Around Light

* U-RP4FT - 30W/35W/40W

LED Tunable Wrap-Around Light



Description

The Back-lit LED panel Lighting Series is a reliable LED lighting option that can be widely used for indoor applications. Excellent for offices, multipurpose rooms, supermarkets, retail stores and many other applications, the Back-lit LED panel series can fit into any indoor project.



Applications

Offices Spaces Retail Stores Hallways
Educational Spaces Multipurpose spaces Warehouses

Product Details

- Tunable, with adjustable wattage and color temperature
- High efficiency LED driver, voltage AC 120-277
- Easy Installation
- 0-10V Dimming capabilities

Spec Summary

Wattage 30W/35W/40W
Input Voltage AC 120 - 277V
CCT 3500K/4000K/ 5000K
Light Source SEOUL
Driver SIMON POWER

DLC Listing : RP4FT303540W-3545K

RP	4FT	303540W	XXK
Product	Size	Power	ColorTemp
RP Led Wraparound Light	4 FT (4feet)	30W (30W) 35W (35W) 40W (40W)	35K (3500K) 40K (4000K) 50K (5000K)

TECHNICAL PARAMETERS:

DLC Listing : RP4FT303540W-3545K			
Power	30W/35W/40W	Lighting Angle	101°
Input Voltage	AC120-277V	LED Brightness Decay	<5%/6000 hrs
PF	>0.98	Working Life	>75000 hrs
Driver Efficiency	>90%	Working Temperature	-20 - +50°C
Luminous Flux	4110Lm / 4690Lm / 5240 Lm	Storage Temperature	-20 -+50°C
Color Temperature	3500K/4000K/5000K	Protection Level	Damp
CRI	Ra>80	Cable	Input Connect, No Cable
Factory Setting	Power:40W	Color Temperature:4000K	

LED Tunable Wrap-Around Light

* U-RP4FT - 30W/35W/40W

Specifications


Wraparound-4FT
Length: 1211.8MM(47.7")
Width: 180MM(7.1")
Depth: 71MM(2.8")
Weight: 7.94 (lbs)

Packaging information

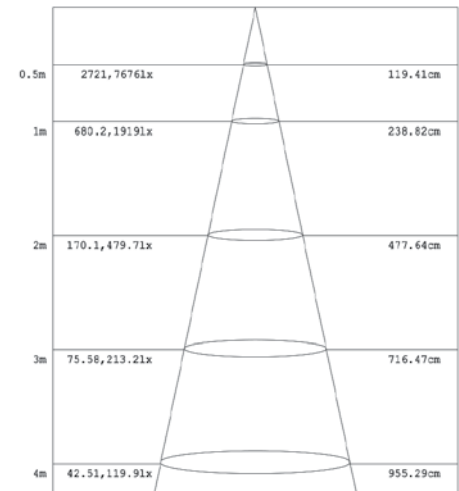
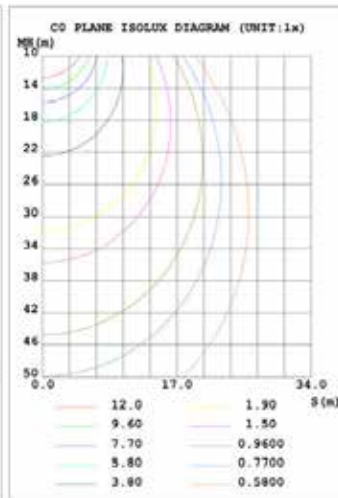

- ❖ **Inside the box:** 1235MMX186MMX76MM
48.6"X7.32"X3"
- ❖ **carton:** 1250MMX326MMX207MM(A case of four)
49.2"X12.83"X8.15"

Mounting

- ❖ Surface Mounting.



PHOTOMETRY:



LED Tunable Wrap-Around Light

LED Tunable Wrap-Around Light

* U-RP4FT - 30W/35W/40W

Control Module:

The LED Tunable LED Wrap-Around Light's wattage and color temperature can be adjusted according to your needs. To adjust your fixture, simply shift the dial code to your preferred settings.

Wattage/CCT Adjustment Example

