

# BRI812 High Bay Microwave Bi-Level Sensors For Wet Locations

Hold off setpoint with automatic calibration option for convenience and added energy savings

Fully adjustable high and low dimmed light levels; optional dusk to dawn control



U-S-HBDMS



U-S-RC

IP66 rated for wet locations

Multiple mounting options for easy installation



PROJECT	
LOCATION/TYPE	

## Product Overview

### Description

The BRI812 mounts in an outdoor lighting fixture and provides multi-level control based on motion and/or daylight contribution. It controls 0-10 VDC LED drivers or dimming ballasts, and is rated for wet and cold locations. All control parameters are adjustable via a wireless configuration tool capable of storing and transmitting sensor profiles.

### Operation

Typically, the sensor ramps lighting On to the selected High mode level when motion is detected and the ambient light level is below the hold off setpoint. After the sensor stops detecting movement and the time delay elapses, lights fade to the Low mode level. If there is no motion during the subsequent cut off time delay, the lights will turn Off. For dusk to dawn control, the integral photocell can switch the lights On and Off based on the ambient light level so that lighting remains on overnight even without motion detection.

### Wireless Handheld Configuration Tool

Initial setup and subsequent sensor adjustments are made using a handheld configuration tool (BIR-100). This tool enables adjustment of parameter, is also used to initiate automatic calibration of the BRI812 ambient light level setpoint. The the setpoint is used to hold the controlled lighting off or at low level when there is sufficient daylight. The wireless tool stores up to five sensor parameter profiles to speed configuration of multiple sensors.

### Applications

The slim, low-profile BRI812 is designed for installation inside the bottom of a light fixture body. When fully assembled and installed in an IP66-rated fixture, the microwave sensor module parts are IP66 outdoor rated. The sensor is ideal for areas such as parking facilities, gas stations, pedestrian pathways and warehouses. A choice of Two microwave sensor module ensures complete coverage formounting heights up to 40'.

## Features


- Provides line voltage On/Off switching and 0-10VDC dimming control
- Works with ballasts or LED drivers
- High and low modes fully adjustable from 0 to 10V
- Time delay from 5 to 30 minutes
- Optional cut off delay
- Adjustable ramp up and fade down times
- High inrush stability zero crossing circuitry for reliable, long-life speration
- Latching relay is durable for all load
- Optional daylighting setpoints feature automatic calibration, or permit manual adjustment.
- Polycarbonate, flame retardant, UV resistant, impact resistant.
- UL773A and FCC

## Specifications

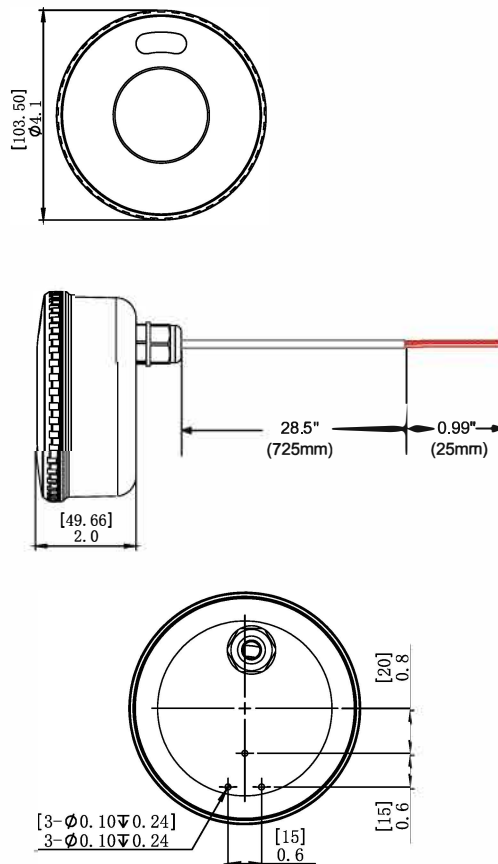
Power supply	120-277 VAC
Maximum load @ -104°F ~ 158°F (-40°C ~ 70°C)	Resistive/Tungsten - 600W@120V Ballast Electronic (LED) - 800/1200VA@120/277V
HF System	5.8GHz CW
Dim control output	0-10V, max. 25mA sinking current
Detection radius/angle	Max meters/360°
Mounting height	Max 50ft
Remote range	50ft. (15m) indoor, no backlight
Humidity	Max. 95% RH
Temperature	-104°F ~ 158°F (-40°C ~ 70°C)

HIGH BAY MICROWAVE BI-LEVEL SENSORS

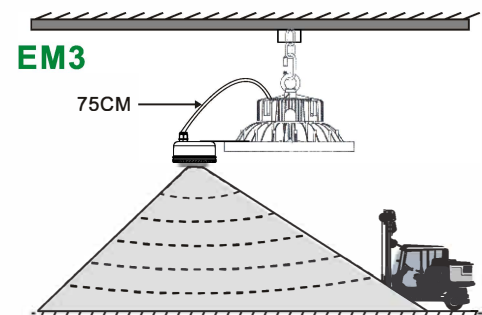
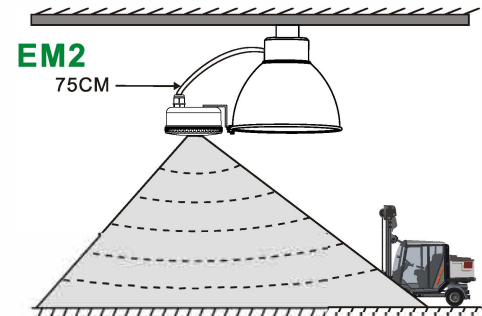
## Dimensions & Mounting



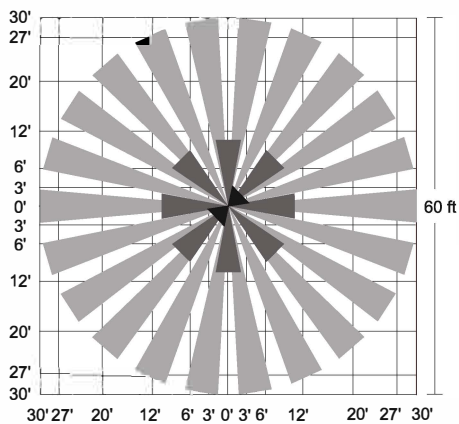
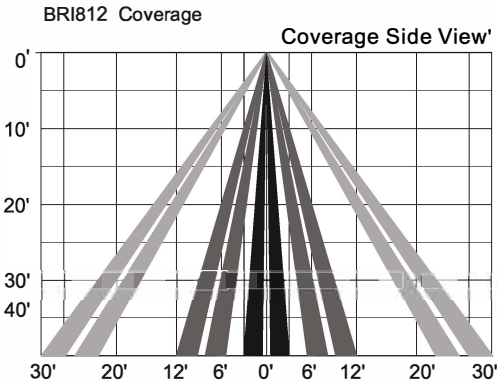
### BRI812B Dimensions



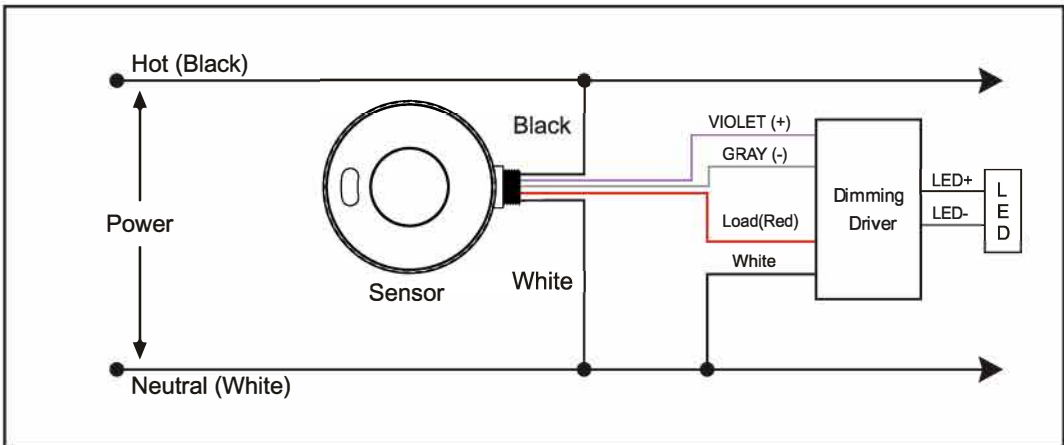
### BRI812B Mounting



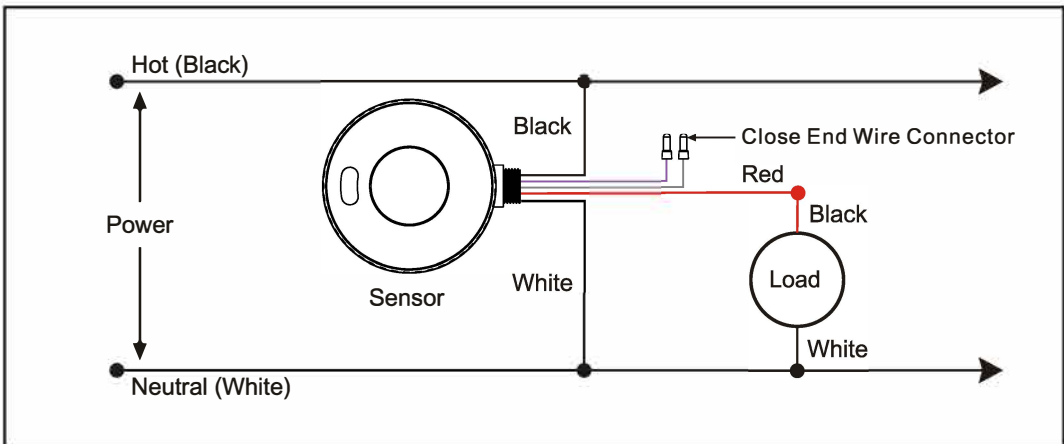
Coverage



Wiring BRI812 wiring with dimming ballast or LED driver.  
Dimming Driver



BRI812 wiring with non-dimming ballast or LED driver.  
Non-Dimming Driver



HIGH BAY MICROWAVE BI-LEVEL SENSORS

Ordering Information

Catalog No.	Color	Description
<input type="checkbox"/> BRI812B	White	360° lens, maximum coverage 60' diameter from 8'-40' height
<input type="checkbox"/> RC-100	Black	Remote control      Battery: AAA x 2